

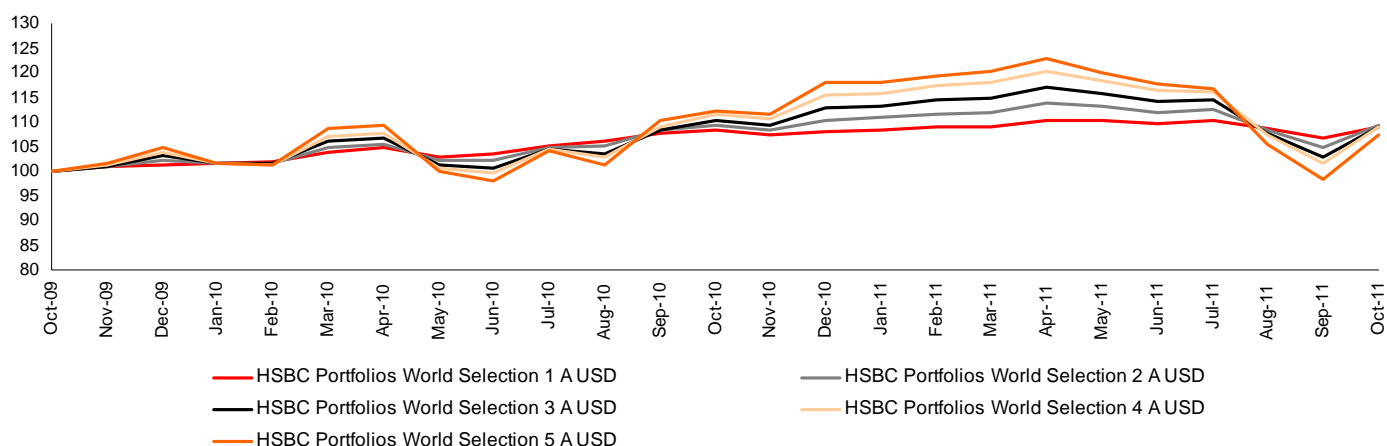
HSBC Portfolios - World Selection

(SICAV)

Monthly performance report as at 31st October 2011 Retail Share Class

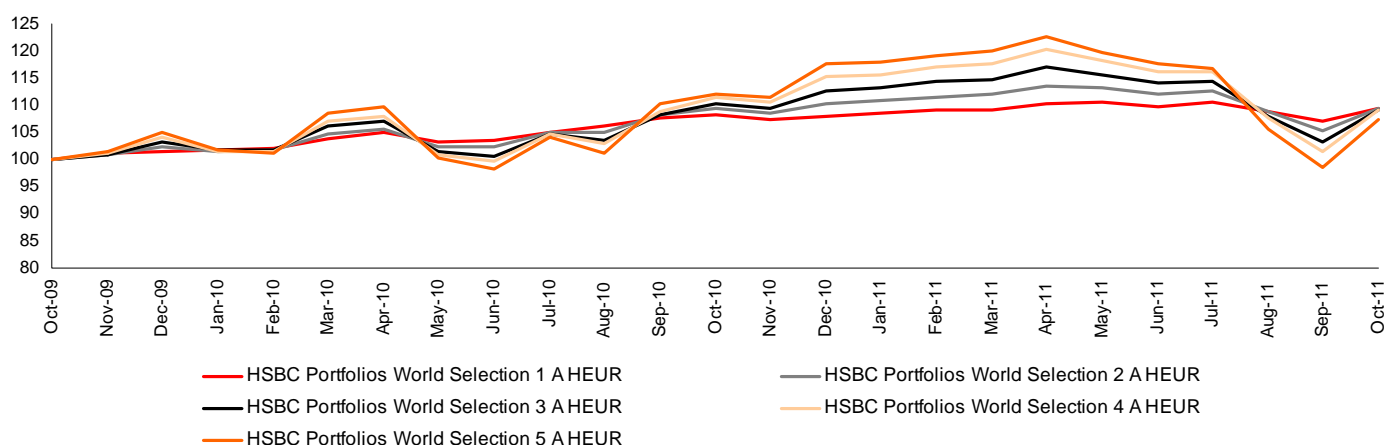
HSBC Portfolios World Selection - USD

USD	1 M	3 M	6 M	YTD	1 Y	3 Y	5 Y
HSBC Portfolios - World Selection 1	2.2	-1.12	-1.09	1.02	0.74	N/A	N/A
HSBC Portfolios - World Selection 2	4.05	-2.87	-3.93	-1.11	-0.25	N/A	N/A
HSBC Portfolios - World Selection 3	5.94	-4.65	-6.92	-3.4	-1.14	N/A	N/A
HSBC Portfolios - World Selection 4	7.38	-6.19	-9.51	-5.61	-2.31	N/A	N/A
HSBC Portfolios - World Selection 5	9.01	-8.14	-12.67	-8.98	-4.42	N/A	N/A



HSBC Portfolios World Selection - EUR

EUR	1 M	3 M	6 M	YTD	1 Y	3 Y	5 Y
HSBC Portfolios - World Selection 1	2.2	-1.03	-0.86	1.25	0.99	N/A	N/A
HSBC Portfolios - World Selection 2	4.01	-2.82	-3.69	-0.85	0.03	N/A	N/A
HSBC Portfolios - World Selection 3	5.94	-4.57	-6.66	-3.12	-0.83	N/A	N/A
HSBC Portfolios - World Selection 4	7.38	-6.14	-9.24	-5.3	-2.01	N/A	N/A
HSBC Portfolios - World Selection 5	9.02	-8.07	-12.46	-8.71	-4.16	N/A	N/A



The above information refers to the past and should not be seen as an indication of future returns.

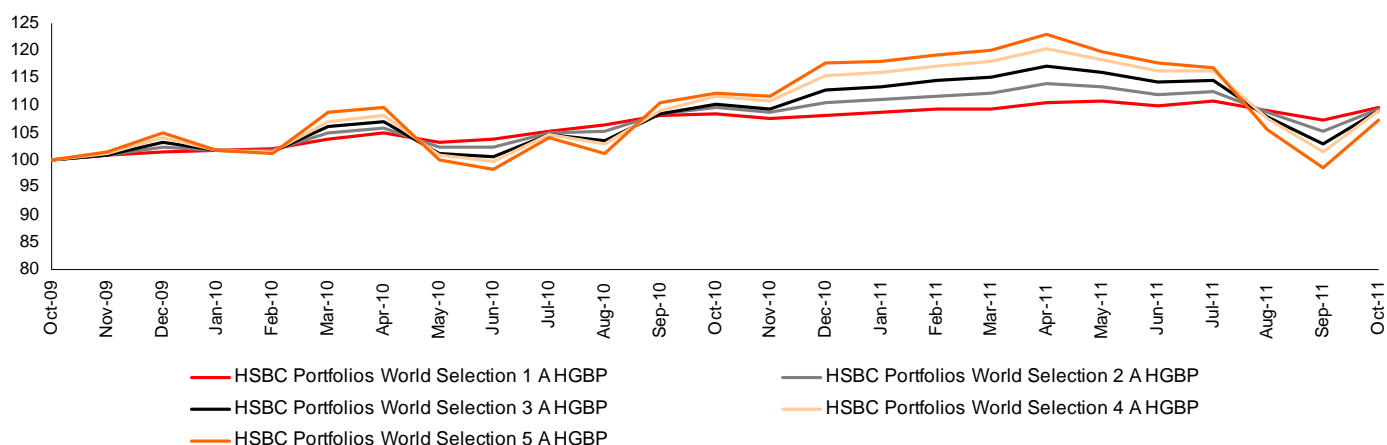
HSBC Portfolios - World Selection

(SICAV)

Monthly performance report as at 31st October 2011 Retail Share Class

HSBC Portfolios World Selection - GBP

GBP	1 M	3 M	6 M	YTD	1 Y	3 Y	5 Y
HSBC Portfolios - World Selection 1	2.19	-1.1	-0.99	1.16	0.88	N/A	N/A
HSBC Portfolios - World Selection 2	4.02	-2.86	-3.88	-1.06	-0.2	N/A	N/A
HSBC Portfolios - World Selection 3	5.87	-4.74	-6.9	-3.37	-1.11	N/A	N/A
HSBC Portfolios - World Selection 4	7.3	-6.29	-9.51	-5.65	-2.34	N/A	N/A
HSBC Portfolios - World Selection 5	8.9	-8.24	-12.67	-8.97	-4.41	N/A	N/A



The above information refers to the past and should not be seen as an indication of future returns.

All performances figures are net of fees. Source: Morningstar, bid to bid, gross income reinvested. © Copyright 2011 Morningstar, Inc. All Rights Reserved. The information contained herein: (1) is proprietary to Morningstar and/or its content providers; (2) may not be copied or distributed; and (3) is not warranted to be accurate, complete or timely. Neither Morningstar nor its content providers are responsible for any damages or losses arising from any use of this information.

Important information

All data is as at 31st October 2011

There are risks involved with this type of investment. Please refer to the Prospectus for general risk factors, and to the Simplified Prospectus for specific risk factors. It is important to remember that your investment is not guaranteed and you may not get back the amount you originally invested. Investments in emerging markets are by their nature higher risk and potentially more volatile than those inherent in established markets. You should view this investment as medium to long-term, and should plan to keep it for at least five years. There are risks involved with this type of investment. Please refer to the Prospectus for general risk factors, and to the Simplified Prospectus for specific risk factors. It is important to remember that your investment is not guaranteed and you may not get back the amount you originally invested. Investments in emerging markets are by their nature higher risk and potentially more volatile than those inherent in established markets. You should view this investment as medium to long-term, and should plan to keep it for at least five years. Issued by HSBC Global Asset Management MENA, a unit that markets HSBC products in a sub-distributing capacity on a principal-to-principal basis, and is part of HSBC Bank Middle East Limited, PO Box 66, Dubai, UAE, which is incorporated and regulated by the Jersey Financial Services Commission. HSBC Bank Middle East Limited is a member of the HSBC Group.